



# NEXOGEN SDC

**Training | Development | Consultant**

E-mail: [info@nexogensdc.com](mailto:info@nexogensdc.com) | Web: [www.nexogensdc.com](http://www.nexogensdc.com)

Add: Main Road, Dharamveer Market Basement, Near HP Patrol Pump, Badarpur New Delhi- 44 | Mob: 9971465827

## SECTION I GETTING STARTED WITH PHP

### ❖ Setting Up Your Workspace

- Installing XAMPP
  - Installing XAMPP on a Windows PC
  - Installing XAMPP on Mac OS X
  - Troubleshooting Your XAMPP Installation
  - Configuring XAMPP
- Installing Your Editor
- Configuring Your Workspace
  - Preparing a Place to Put Your Files
  - Using Eclipse for the First Time

### ❖ Adding PHP to a Web Page

- Writing Your First PHP Page
- Introducing the Case Study
- Using echo and include

### ❖ Learning PHP Syntax

- Picking a Formatting Style
- Learning PHP Syntax
- Entering Comments
- Using Best Practices

### ❖ Working with Variables

- Introduction to Variables
- Working with Text
  - Working with the Concatenation Operator
  - Working with String Functions
- Understanding Different Types of Numbers
- Working with Numbers
- Changing between Text and Numbers

### ❖ Debugging Code

- Troubleshooting Techniques



- Display Errors while Developing
- Common Issues
- Seeing What's What
- Using Xdebug
  - Configuring Xdebug
  - Using Xdebug

## ❖ Working with Complex Data

- Working with Arrays
- Working with Logical Variables
- Working with Constants
- Working with Dates
  - Time Zone Functions
  - Date/Time Functions
- Working with Built-in Functions
  - \$\_GET
  - \$\_POST
  - Cookies
  - filter\_var( )
- Working with Objects

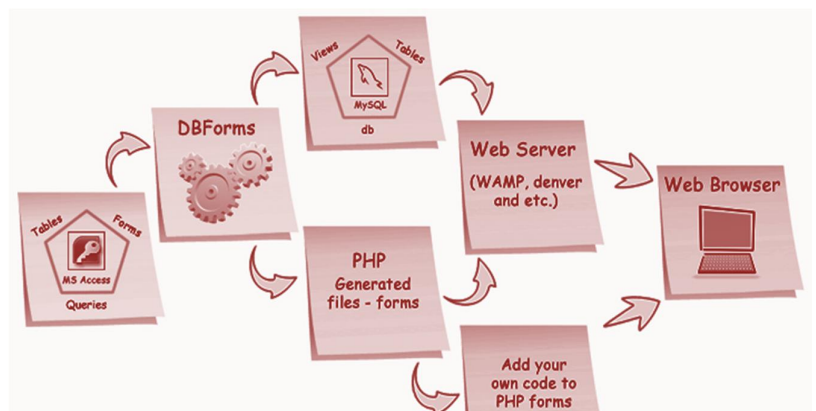
## SECTION II WORKING WITH PHP CONTROLS, FUNCTIONS, FORMS

### ❖ Making Decisions

- If/Else
  - Basic If Statements
  - Comparison Operators for If/Else Statements
  - If/Else with Ternary Operator
- Logical Operators
- Switch Statements
- Alternative Syntax

### ❖ Repeating Program Steps

- While Loop
- Do/While Loop
- For Loop
- Foreach Loop
- Continue/Break



## ❖ Learning about Scope

- Learning about Local Variables
- Learning about Global Variables

## ❖ Reusing Codes with Functions

- Defining Functions
- Passing Parameters
- Getting Values from Functions
- Using Functions
- Including Other Files

## ❖ Creating Forms

- Setting Up Forms
- Processing Forms
- Redirecting with Headers

## SECTION III OBJECTS AND CLASSES

### ❖ Introducing Object-Oriented Programming

- Understanding the Reasons for Using OOP
- Introducing OOP Concepts
  - Objects and Classes
  - Extending Classes
- Learning Variations in Different PHP Releases

### ❖ Defining Classes


- Defining Class Variables (Properties)
- Defining Class Functions (Methods)

### ❖ Using Classes

- Instantiating the Class
- Using Objects

### ❖ Using Advanced Techniques

- Initializing the Class



- Understanding Scope
- Properties
- Methods
- Classes
- Understanding Inheritance
- Understanding Static Methods and Properties

## SECTION IV PREVENTING PROBLEMS

### ❖ Handling Errors

- Testing for Errors
- Using Try/Catch

### ❖ Writing Secure Code

- Understanding Common Threats
- Using Proper Coding Techniques

## SECTION V USING A DATABASE

### ❖ Introducing Databases

- What Is a Database?
- Gathering Information to Define Your Database
- Designing Your Tables
- Setting up Relationships between Tables
- Instituting the Business Rules
- Normalizing the Tables

### ❖ Introducing MySQL

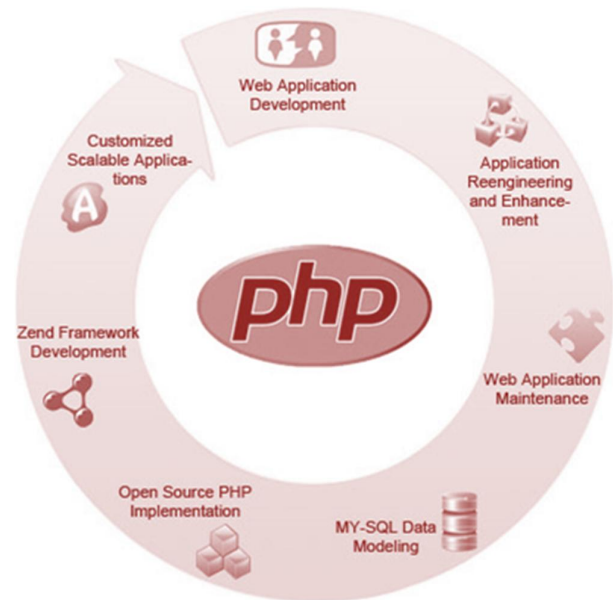
- Using phpMyAdmin
  - Creating Databases
  - Defining Tables and Columns
  - Entering Data
  - Backing Up and Restoring
- Learning the Syntax
  - Literal Values
  - Identifiers
  - Comments

## ❖ Creating and Connecting to the Database

- Connecting with mysql/mysqli
- Connecting with PDO
- Creating the Database

## ❖ Creating Tables

- Understanding Data Types
  - Strings
  - Numeric
  - Date and Time
  - Other Data Types
- Using AUTO\_INCREMENT
- Understanding Defaults
- Creating Tables in phpMyAdmin
- Using .sql Script Files
- Adding MySQL Tables to PHP



## ❖ Entering Data

- Understanding the INSERT Command
- Executing MySQL Commands in PHP
- Processing Data Entry Forms in PHP

## ❖ Selecting Data

- Using the SELECT Command
- Using WHERE
- Selecting Data in PHP

## ❖ Using Multiple Tables

- Using the JOIN Clause
- Using Subqueries

## ❖ Changing Data

- Using the UPDATE Command
- Updating Data in PHP
- Using Prepared Statements
  - MYSQLI
  - PHP Data Objects (PDO)

## ❖ Deleting Data

- Using the DELETE Command
- Deleting Data in PHP

## ❖ Preventing Database Security Issues

- Understanding Security Issues
- Using Best Practices

## SECTION VI PUTTING IT ALL TOGETHER

### ❖ Creating User Logins

- Understanding Access Control
- Protecting Passwords
- Using Cookies and Sessions
- Putting Logins to Work

### ❖ Turn the Case Study into a Content Management System

- Designing and Creating the Table
- Creating the Class
- Properties
- Methods
- Creating the Maintenance Pages
- Creating the Display Page

### ❖ Creating a Dynamic Menu

- Setting up the Menu Table
- Adding the Menu to the Website

